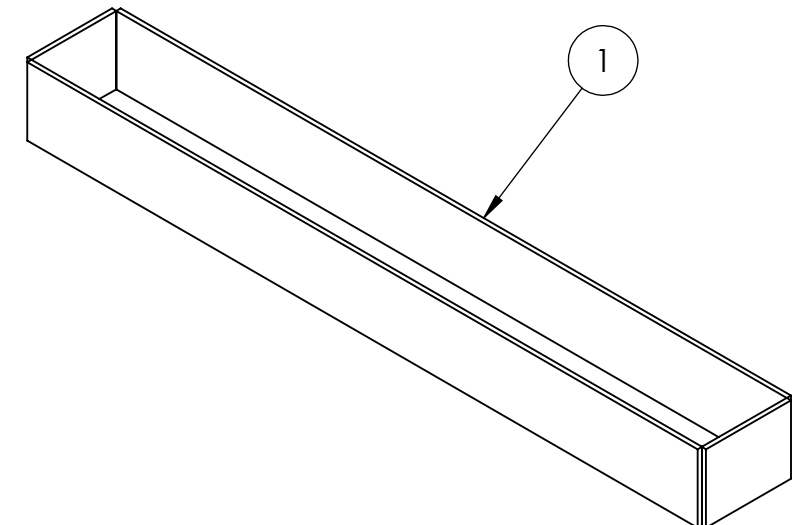
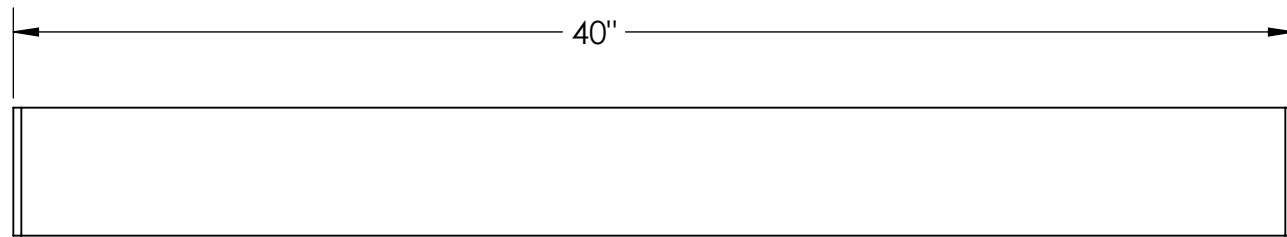
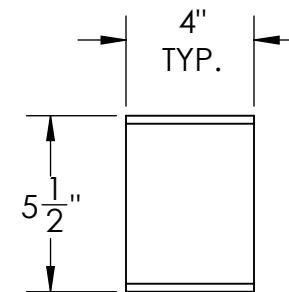
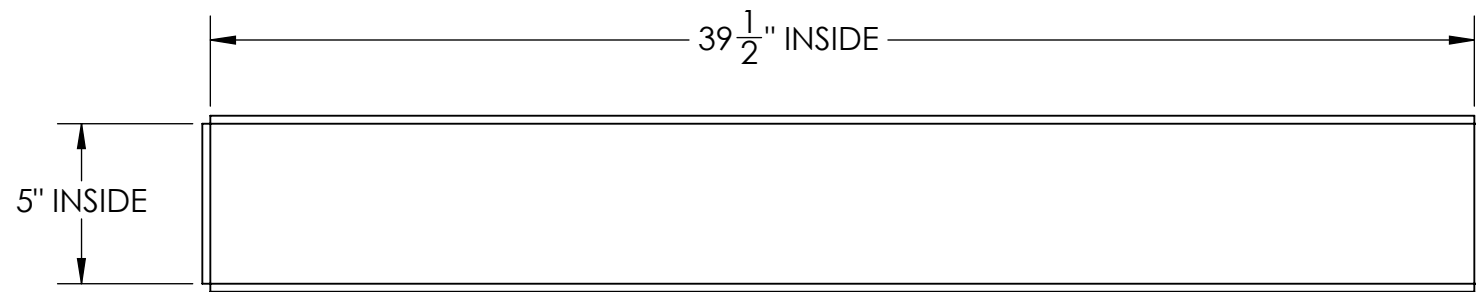


NOTES:
 -TOE BOARD PENETRATION FRAME
 CAN BE SUPPLIED AS A PLAIN STEEL WELDMENT
 FOR IN FIELD WELDING PURPOSES OR IT CAN BE
 SUPPLIED HOT DIP GALVANIZED.
 (CUSTOMER MUST SPECIFY)

ITEM NO.	PART NUMBER	DESCRIPTION	MATERIAL	FINISH	QTY.
1	WT1380	TOE BOARD PENETRATION FRAME, 5-1/2" x 40" x 4" OD	A36	PLAIN STEEL	1



UNLESS OTHERWISE SPECIFIED: DIMENSIONS ARE IN INCHES TOLERANCE ± 1/16		DESCRIPTION: TOE BOARD PENETRATION FRAME, 5-1/2" x 40" x 4" OD	
PROPRIETARY AND CONFIDENTIAL THE INFORMATION CONTAINED IN THIS DRAWING IS THE SOLE PROPERTY OF PRO TOWER MANUFACTURING L.L.C. ANY REPRODUCTION IN PART OR AS A WHOLE WITHOUT THE WRITTEN PERMISSION OF PRO TOWER MANUFACTURING L.L.C. IS PROHIBITED.		DWG NO: WT1380	
MATERIAL A36		DRAWN BY: A.J.K.	
FINISH OPTIONAL		CHECKED BY: T.SMYTHE	
SIZE B		DATE: 5/18/2021	
PRO TOWER MANUFACTURING L.L.C. 5601 San Francisco St. NE Albuquerque, N.M. 87109 (505) 924-2810		DATE: 5/18/2021	
		SCALE: NTS	
		SHEET: 1 of 1	
		REV WEIGHT: 25.30	